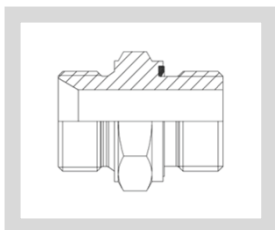




01BP..-GG

M-BSP-60 x M-BSP-E

RECHTE INSCHROEF KOPPELING
ORIFICE DROIT
STRAIGHT STUD CONNECTOR

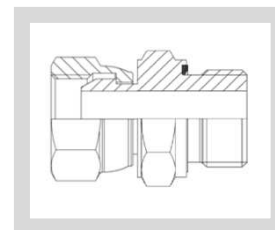




 M-BSP-60	 M-BSP-E		
1/4"	1/4"		01BP04-GG
3/8"	3/8"		01BP06-GG
1/2"	1/2"		01BP08-GG
3/4"	3/4"		01BP12-GG
1"	1"		01BP16-GG

A24..-GG

F-BSP-60B x M-BSP-E

RECHTE INSCHROEF KOPPELING
ORIFICE DROIT
STRAIGHT STUD CONNECTOR

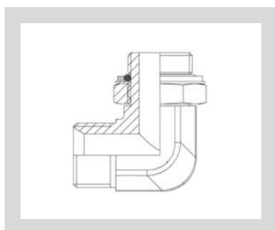




 F-BSP-60B	 M-BSP-E		
1/4"	1/4"		A24-0404-GG
3/8"	3/8"		A24-0606-GG
1/2"	1/2"		A24-0808-GG

A35..FSO..BSP

M-BSP-60 x M-BSP-H

90° INSCHROEF KOPPELING
ORIFICE 90°
90° ELBOW STUD CONNECTOR

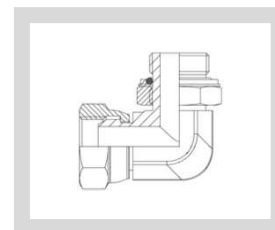




 M-BSP-60	 M-BSP-H		
1/4"	1/4"		A3504FSO-04BSP
1/4"	3/8"		A3504FSO-06BSP
3/8"	3/8"		A3506FSO-06BSP
3/8"	1/2"		A3506FSO-08BSP
1/2"	1/2"		A3508FSO-08BSP
1/2"	3/4"		A3508FSO-12BSP
3/4"	3/4"		A3512FSO-12BSP
3/4"	1"		A3512FSO-16BSP
1"	1"		A3516FSO-16BSP
1.1/4"	1.1/4"		A3520FSO-20BSP
1.1/2"	1.1/2"		A3524FSO-24BSP

A36..FSO..BSP

F-BSP-60B x M-BSP-H

90° INSCHROEF KOPPELING
ORIFICE 90°
90° ELBOW STUD CONNECTOR

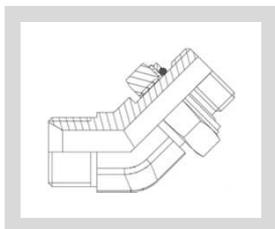




 F-BSP-60B	 M-BSP-H		
1/4"	1/4"		A3604FSO-04BSP
3/8"	3/8"		A3606FSO-06BSP
1/2"	1/2"		A3608FSO-08BSP
3/4"	3/4"		A3612FSO-12BSP
1"	1"		A3616FSO-16BSP

A34..FSO..BSP

M-BSP-60 x M-BSP-H

45° INSCHROEF KOPPELING
ORIFICE 45°
45° ELBOW PORT CONNECTOR

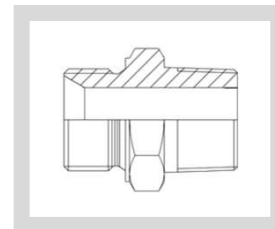




 M-BSP-60	 M-BSP-H		
1/4"	1/4"		A3404FSO-04BSP
3/8"	3/8"		A3406FSO-06BSP
1/2"	1/2"		A3408FSO-08BSP
3/4"	3/4"		A3412FSO-12BSP
1"	1"		A3416FSO-16BSP
1.1/4"	1.1/4"		A3420FSO-20BSP
1.1/2"	1.1/2"		A3424FSO-24BSP

07BP..

M-BSP-60 x M-BSPT

RECHTE INSCHROEF KOPPELING
ORIFICE DROIT
STRAIGHT STUD CONNECTOR

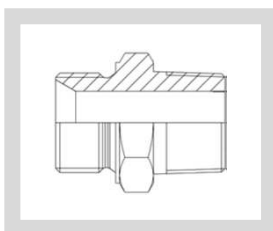


 M-BSP-60	 M-BSPT		
1/8"	1/8"		07BP02
1/4"	1/4"		07BP04
3/8"	3/8"		07BP06
1/2"	1/2"		07BP08
3/4"	3/4"		07BP12
1"	1"		07BP16
1.1/4"	1.1/4"		07BP20
1.1/2"	1.1/2"		07BP24
2"	2"		07BP32

08BP..

M-BSP-60 x M-BSP-T

RECHTE INSCHROEF KOPPELING
ORIFICE DROIT
STRAIGHT STUD CONNECTOR

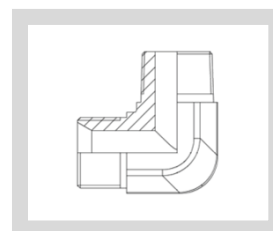


M-BSP-60	M-BSP-T		
1/8"	1/4"		08BP0204
1/8"	3/8"		08BP0206
1/8"	1/2"		08BP0208
1/4"	1/8"		08BP0402
1/4"	3/8"		08BP0406
1/4"	1/2"		08BP0408
1/4"	3/4"		08BP0412
3/8"	1/8"		08BP0602
3/8"	1/4"		08BP0604
3/8"	1/2"		08BP0608
3/8"	3/4"		08BP0612
3/8"	1"		08BP0616
1/2"	1/4"		08BP0804
1/2"	3/8"		08BP0806
1/2"	3/4"		08BP0812
1/2"	1"		08BP0816
1/2"	1.1/4"		08BP0820
5/8"	3/8"		08BP1006
5/8"	1/2"		08BP1008
5/8"	3/4"		08BP1012
3/4"	3/8"		08BP1206
3/4"	1/2"		08BP1208
3/4"	1"		08BP1216
3/4"	1.1/4"		08BP1220
3/4"	1.1/2"		08BP1224
1"	1/2"		08BP1608
1"	3/4"		08BP1612
1"	1.1/4"		08BP1620
1"	1.1/2"		08BP1624
1"	2"		08BP1632
1.1/4"	3/4"		08BP2012
1.1/4"	1"		08BP2016
1.1/4"	1.1/2"		08BP2024
1.1/4"	2"		08BP2032
1.1/2"	1"		08BP2416
1.1/2"	1.1/4"		08BP2420
1.1/2"	2"		08BP2432
2"	1.1/4"		08BP3220
2"	1.1/2"		08BP3224

A35..-BSP/BSPT

M-BSP-60 x M-BSPT

90° INSCHROEF KOPPELING
ORIFICE 90°
90° ELBOW STUD CONNECTOR

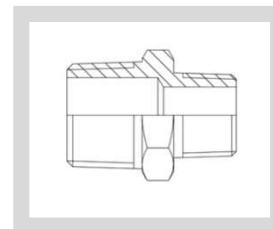


M-BSP-60	M-BSPT		
1/8"	1/8"		A3502-BSP/BSPT
1/4"	1/4"		A3504-BSP/BSPT
3/8"	3/8"		A3506-BSP/BSPT
1/2"	1/2"		A3508-BSP/BSPT
3/4"	3/4"		A3512-BSP/BSPT
1"	1"		A3516-BSP/BSPT
1.1/4"	1.1/4"		A3520-BSP/BSPT
1.1/2"	1.1/2"		A3524-BSP/BSPT
2"	2"		A3532-BSP/BSPT

09BP....

M-BSPT x M-BSPT

RECHTE INSCHROEF KOPPELING
ORIFICE DROIT
STRAIGHT STUD CONNECTOR

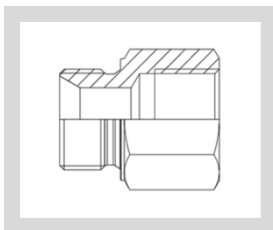


M-BSPT	M-BSPT		
1/8"	1/8"		09BP0202
1/4"	1/8"		09BP0402
1/4"	1/4"		09BP0404
3/8"	1/8"		09BP0602
3/8"	1/4"		09BP0604
3/8"	3/8"		09BP0606
1/2"	1/4"		09BP0804
1/2"	3/8"		09BP0806
1/2"	1/2"		09BP0808
3/4"	3/8"		09BP1206
3/4"	1/2"		09BP1208
3/4"	3/4"		09BP1212
1"	1/2"		09BP1608
1"	3/4"		09BP1612
1"	1"		09BP1616
1.1/4"	3/4"		09BP2012
1.1/4"	1"		09BP2016
1.1/4"	1.1/4"		09BP2020
1.1/2"	1"		09BP2416
1.1/2"	1.1/4"		09BP2420
1.1/2"	1.1/2"		09BP2424
2"	1.1/4"		09BP3220
2"	1.1/2"		09BP3224
2"	2"		09BP3232

5B..

M-BSP-60 x F-BSP-N

RECHTE INSCHROEF POORT
INPLANTATION DROIT
STRAIGHT PORT CONNECTOR

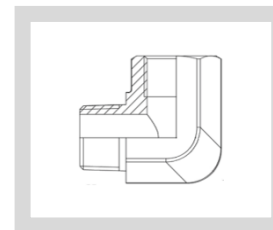


M-BSP-60	F-BSP-N		
1/8"	1/8"		5B0202
1/8"	1/4"		5B0204
1/8"	3/8"		5B0206
1/8"	1/2"		5B0208
1/4"	1/8"		5B0402
1/4"	1/4"		5B0404
1/4"	3/8"		5B0406
1/4"	1/2"		5B0408
3/8"	1/8"		5B0602
3/8"	1/4"		5B0604
3/8"	3/8"		5B0606
3/8"	1/2"		5B0608
3/8"	3/4"		5B0612
1/2"	1/8"		5B0802
1/2"	1/4"		5B0804
1/2"	3/8"		5B0806
1/2"	1/2"		5B0808
1/2"	3/4"		5B0812
1/2"	1"		5B0816
5/8"	3/8"		5B1006
5/8"	1/2"		5B1008
5/8"	5/8"		5B1010
5/8"	3/4"		5B1012
3/4"	1/4"		5B1204
3/4"	3/8"		5B1206
3/4"	1/2"		5B1208
3/4"	3/4"		5B1212
3/4"	1"		5B1216
3/4"	1.1/4"		5B1220
3/4"	1.1/2"		5B1224
1"	3/8"		5B1606
1"	1/2"		5B1608
1"	3/4"		5B1612
1"	1"		5B1616
1"	1.1/4"		5B1620
1"	1.1/2"		5B1624
1"	2"		5B1632
1.1/4"	1/2"		5B2008
1.1/4"	3/4"		5B2012
1.1/4"	1"		5B2016
1.1/4"	1.1/4"		5B2020
1.1/4"	1.1/2"		5B2024
1.1/4"	2"		5B2032
1.1/2"	3/4"		5B2412
1.1/2"	1"		5B2416
1.1/2"	1.1/4"		5B2420
1.1/2"	1.1/2"		5B2424
1.1/2"	2"		5B2432
2"	1"		5B3216
2"	1.1/4"		5B3220
2"	1.1/2"		5B3224
2"	2"		5B3232

A38..

M-BSPT x F-BSP-N

90° INSCHROEF POORT
INPLANTATION 90°
90° ELBOW PORT CONNECTOR

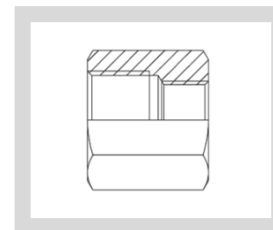


M-BSPT	F-BSP-N		
1/8"	1/8"		A3802
1/4"	1/4"		A3804
3/8"	3/8"		A3806
1/2"	1/2"		A3808
3/4"	3/4"		A3812
1"	1"		A3816

7B/..

F-BSP-N x F-BSP-N

RECHTE INSCHROEF POORT
INPLANTATION DROIT
STRAIGHT PORT CONNECTOR

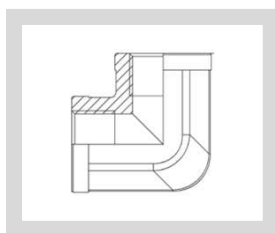


F-BSP-N	F-BSP-N		
1/8"	1/8"		7B/0202
1/4"	1/8"		7B/0402
1/4"	1/4"		7B/0404
3/8"	1/8"		7B/0602
3/8"	1/4"		7B/0604
3/8"	3/8"		7B/0606
1/2"	1/4"		7B/0804
1/2"	3/8"		7B/0806
1/2"	1/2"		7B/0808
3/4"	3/8"		7B/1206
3/4"	1/2"		7B/1208
3/4"	3/4"		7B/1212
1"	1/2"		7B/1608
1"	3/4"		7B/1612
1"	1"		7B/1616
1.1/4"	3/4"		7B/2012
1.1/4"	1"		7B/2016
1.1/4"	1.1/4"		7B/2020
1.1/2"	1"		7B/2416
1.1/2"	1.1/4"		7B/2420
1.1/2"	1.1/2"		7B/2424
2"	1.1/2"		7B/3224
2"	2"		7B/3232

A39..

F-BSP-N x F-BSP-N

90° INSCHROEF POORT
INPLANTATION 90°
90° ELBOW PORT CONNECTOR

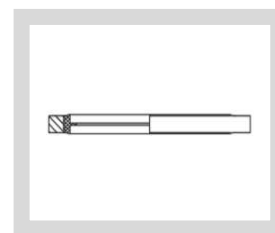


F-BSP-N		
1/8"		A3902
1/4"		A3904
3/8"		A3906
1/2"		A3908
3/4"		A3912
1"		A3916
1.1/4"		A3920
1.1/2"		A3924
2"		A3932

DWT..-CENT

BSP

GECENTREERDE DICHTING
JOINT CENTRÉ
SELF CENTERING BONDED SEAL

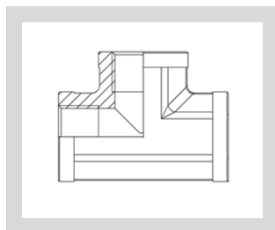


1/8"		DWT1/8-CENT
1/4"		DWT1/4-CENT
3/8"		DWT3/8-CENT
1/2"		DWT1/2-CENT
5/8"		DWT5/8-CENT
3/4"		DWT3/4-CENT
1"		DWT1-CENT
1.1/4"		DWT1.1/4-CENT
1.1/2"		DWT1.1/2-CENT
2"		DWT2-CENT

A80..

3x F-BSP-N

T-KOPPELING
ADAPTEUR TÉE
TEE UNION

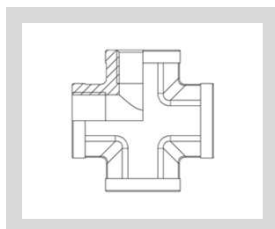


F-BSP-N		
1/8"		A8002
1/4"		A8004
3/8"		A8006
1/2"		A8008
3/4"		A8012
1"		A8016
1.1/4"		A8020
1.1/2"		A8024
2"		A8032

A81..

4x F-BSP-N

KRUIS
CROIX
CROSS



F-BSP-N		
1/8"		A8102
1/4"		A8104
3/8"		A8106
1/2"		A8108
3/4"		A8112
1"		A8116