

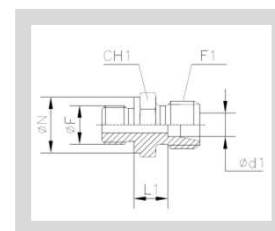
TD92-..R-BO

M-BSP-B x M-MET-24

RECHTE INSCHROEFKOPPELING

UNION SIMPLE

MALE STUD COUPLING



Serie Série Series	Ød1	PN	L1	F1	ØF	ØN	CH1	
L	6	315	8,5	M12x1.5	1/8"	14	14	TD92-6LR-BO
	6		10	M12x1.5	1/4"	18	19	TD92-6LR1/4-BO
	6		11,5	M12x1.5	3/8"	22	22	TD92-6LR3/8-BO
	6		12	M12x1.5	1/2"	26	27	TD92-6LR1/2-BO
	8		8,5	M14x1.5	1/8"	14	14	TD92-8LR1/8-BO
	8		10	M14x1.5	1/4"	18	19	TD92-8LR-BO
	8		11,5	M14x1.5	3/8"	22	22	TD92-8LR3/8-BO
	8		12	M14x1.5	1/2"	26	27	TD92-8LR1/2-BO
	10		11	M16x1.5	1/8"	14	17	TD92-10LR1/8-BO
	10		11	M16x1.5	1/4"	18	19	TD92-10LR-BO
	10		12,5	M16x1.5	3/8"	22	22	TD92-10LR3/8-BO
	10		13	M16x1.5	1/2"	26	27	TD92-10LR1/2-BO
	12		12	M18x1.5	1/4"	18	19	TD92-12LR1/4-BO
	12		12,5	M18x1.5	3/8"	22	22	TD92-12LR-BO
	12		13	M18x1.5	1/2"	26	27	TD92-12LR1/2-BO
	12		14	M18x1.5	3/4"	32	32	TD92-12LR3/4-BO
	15		13,5	M22x1.5	3/8"	22	24	TD92-15LR3/8-BO
	15		14	M22x1.5	1/2"	26	27	TD92-15LR-BO
	15		15	M22x1.5	3/4"	32	32	TD92-15LR3/4-BO
	18		14	M26x1.5	3/8"	22	27	TD92-18LR3/8-BO
	18		14,5	M26x1.5	1/2"	26	27	TD92-18LR-BO
	18		14,5	M26x1.5	3/4"	32	32	TD92-18LR3/4-BO
	22	160	16,5	M30x2	1/2"	26	32	TD92-22LR1/2-BO
	22		16,5	M30x2	3/4"	32	32	TD92-22LR-BO
	22		17,5	M30x2	1"	39	41	TD92-22LR1-BO
	28		17,5	M36x2	3/4"	32	41	TD92-28LR3/4-BO
	28		17,5	M36x2	1"	39	41	TD92-28LR-BO
	35		17,5	M45x2	1"	39	46	TD92-35LR1-BO
	35		17,5	M45x2	1.1/4"	49	50	TD92-35LR-BO
	42		19	M52x2	1.1/2"	55	55	TD92-42LR-BO
S	6	630	13	M14x1.5	1/4"	18	19	TD92-6SR-BO
	6		18	M14x1.5	1/2"	26	27	TD92-6SR1/2-BO
	8		15	M16x1.5	1/4"	18	19	TD92-8SR-BO
	8		15,5	M16x1.5	3/8"	22	22	TD92-8SR3/8-BO
	10		14,5	M18x1.5	1/4"	18	19	TD92-10SR1/4-BO
	10		15	M18x1.5	3/8"	22	22	TD92-10SR-BO
	10		17,5	M18x1.5	1/2"	26	27	TD92-10SR1/2-BO
	12		16,5	M20x1.5	1/4"	18	22	TD92-12SR1/4-BO
	12		17	M20x1.5	3/8"	22	22	TD92-12SR-BO
	12		17,5	M20x1.5	1/2"	26	27	TD92-12SR1/2-BO
	14		18,5	M22x1.5	3/8"	22	24	TD92-14SR3/8-BO
	14		19	M22x1.5	1/2"	26	27	TD92-14SR-BO
	16	400	18	M24x1.5	3/8"	22	27	TD92-16SR3/8-BO
	16		18,5	M24x1.5	1/2"	26	27	TD92-16SR-BO
	16		20,5	M24x1.5	3/4"	32	32	TD92-16SR3/4-BO
	20		20,5	M30x2	1/2"	26	32	TD92-20SR1/2-BO
	20		20,5	M30x2	3/4"	32	32	TD92-20SR-BO
	25		23	M36x2	3/4"	32	41	TD92-25SR3/4-BO
	25		23	M36x2	1"	39	41	TD92-25SR-BO
	30	250	23,5	M42x2	1"	39	46	TD92-30SR1-BO
	30		23,5	M42x2	1.1/4"	49	50	TD92-30SR-BO
	38		26	M52x2	1.1/4"	49	55	TD92-38SR1/4-BO
	38		26	M52x2	1.1/2"	55	55	TD92-38SR-BO

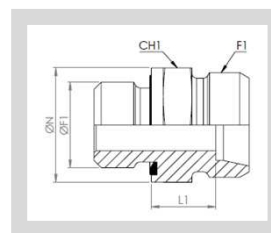
TD92GG-..R-BO

M-MET-E x M-MET-24

RECHTE INSCHROEFKOPPELING MET DICHTINGSRING

UNION SIMPLE MÂLE JOINT EN CAOUTCHOUC

MALE STUD COUPLING WITH SEALING

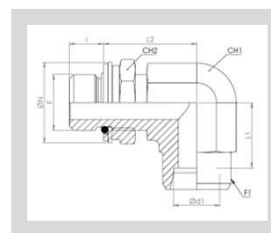


Serie Série Series	Ød1	PN	L1	F1	ØF	ØN	CH1	
L	6	315	8,5	M12x1.5	1/8"	14	14	TD92GG-6LR-BO
	6		10	M12x1.5	1/4"	19	19	TD92GG-6LR1/4-BO
	6		11,5	M12x1.5	3/8"	22	22	TD92GG-6LR3/8-BO
	8		8,5	M14x1.5	1/8"	14	14	TD92GG-8LR1/8-BO
	8		10	M14x1.5	1/4"	19	19	TD92GG-8LR-BO
	8		11,5	M14x1.5	3/8"	22	22	TD92GG-8LR3/8-BO
	8		12	M14x1.5	1/2"	27	27	TD92GG-8LR1/2-BO
	10		11	M16x1.5	1/8"	14	17	TD92GG-10LR1/8-BO
	10		11	M16x1.5	1/4"	19	19	TD92GG-10LR-BO
	10		12,5	M16x1.5	3/8"	22	22	TD92GG-10LR3/8-BO
	10		13	M16x1.5	1/2"	27	27	TD92GG-10LR1/2-BO
	12		12	M18x1.5	1/4"	19	19	TD92GG-12LR1/4-BO
	12		12,5	M18x1.5	3/8"	22	22	TD92GG-12LR-BO
	12		13	M18x1.5	1/2"	27	27	TD92GG-12LR1/2-BO
	15		13,5	M22x1.5	3/8"	22	24	TD92GG-15LR3/8-BO
	15		14	M22x1.5	1/2"	27	27	TD92GG-15LR-BO
	15		15	M22x1.5	3/4"	32	32	TD92GG-15LR3/4-BO
	18		14,5	M26x1.5	1/2"	27	27	TD92GG-18LR-BO
	18		14,5	M26x1.5	3/4"	32	32	TD92GG-18LR3/4-BO
	22	160	16,5	M30x2	1/2"	27	32	TD92GG-22LR1/2-BO
	22		16,5	M30x2	3/4"	32	32	TD92GG-22LR-BO
	22		17,5	M30x2	1"	40	41	TD92GG-22LR1-BO
	28		17,5	M36x2	3/4"	32	41	TD92GG-28LR3/4-BO
	28		17,5	M36x2	1"	40	41	TD92GG-28LR-BO
	35		17,5	M45x2	1"	40	46	TD92GG-35LR1-BO
	35		17,5	M45x2	1.1/4"	50	50	TD92GG-35LR-BO
	42		19	M52x2	1.1/2"	55	55	TD92GG-42LR-BO
S	6	630	13	M14x1.5	1/4"	19	19	TD92GG-6SR-BO
	8		15	M16x1.5	1/4"	19	19	TD92GG-8SR-BO
	8		15,5	M16x1.5	3/8"	22	22	TD92GG-8SR3/8-BO
	10		14,5	M18x1.5	1/4"	19	19	TD92GG-10SR1/4-BO
	10		15	M18x1.5	3/8"	22	22	TD92GG-10SR-BO
	10		17,5	M18x1.5	1/2"	27	27	TD92GG-10SR1/2-BO
	12		16,5	M20x1.5	1/4"	19	22	TD92GG-12SR1/4-BO
	12		17	M20x1.5	3/8"	22	22	TD92GG-12SR-BO
	12		17,5	M20x1.5	1/2"	27	27	TD92GG-12SR1/2-BO
	14		18,5	M22x1.5	3/8"	22	24	TD92GG-14SR3/8-BO
	14		19	M22x1.5	1/2"	27	27	TD92GG-14SR-BO
	16	400	18	M24x1.5	3/8"	22	27	TD92GG-16SR3/8-BO
	16		18,5	M24x1.5	1/2"	27	27	TD92GG-16SR-BO
	16		20,5	M24x1.5	3/4"	32	32	TD92GG-16SR3/4-BO
	20		20,5	M30x2	1/2"	26	32	TD92GG-20SR1/2-BO
	20		20,5	M30x2	3/4"	32	32	TD92GG-20SR-BO
	25		23	M36x2	3/4"	32	41	TD92GG-25SR3/4-BO
	25		23	M36x2	1"	40	41	TD92GG-25SR-BO
	30		23,5	M42x2	1"	40	46	TD92GG-30SR1-BO
	30		23,5	M42x2	1.1/4"	50	50	TD92GG-30SR-BO
	38	315	26	M52x2	1.1/4"	50	55	TD92GG-38SR11/4-BO
	38		26	M52x2	1.1/2"	55	55	TD92GG-38SR-BO

TD514-..R-BO

M-BSP-H x M-MET-24

ORIËNTEERBARE ELLEBOOG 90° MET TEGENMOER
90° COUDE ORIENTABLE AVEC CONTRE-ÉCROU
ANGULAR ROTATABLE FITTING WITH BULHEAD NUT

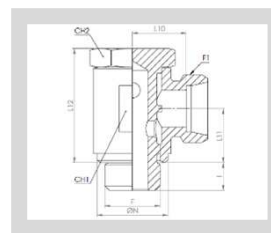


Serie Série Series	Ød1	PN	L1	L2	I	F1	F	CH1	CH2	ØN	
LL	4	250	11,3	20,7	6,3	M8x1	1/8"	11	14	16	TD514-4LLR-BO
	6		11,3	20,7	6,3	M10x1	1/8"	11	14	16	TD514-6LLR-BO
L	6	315	14	20,2	6,3	M12x1.5	1/8"	14	14	16	TD514-6LR-BO
	8		16	22,5	9,5	M14x1.5	1/4"	14	19	20,5	TD514-8LR-BO
	10		17	24,5	9,5	M16x1.5	1/4"	19	19	20,5	TD514-10LR-BO
	12		19	27,5	9,5	M18x1.5	3/8"	19	22	24	TD514-12LR-BO
	15	21	30	13	M22x1.5	1/2"	22	27	29	TD514-15LR-BO	
	18	24	36,5	13	M26x1.5	1/2"	27	27	29	TD514-18LR-BO	
	22	160	28	37,5	13	M30x2	3/4"	33	36	35	TD514-22LR-BO
	28	31	41	16	M36x2	1"	41	41	44,5	TD514-28LR-BO	
	35	38	49	16	M45x2	1.1/4"	48	50	53	TD514-35LR-BO	
	42	38	51	16	M52x2	1.1/2"	48	55	58,5	TD514-42LR-BO	
S	6	315	15,5	22,5	9,5	M14x1.5	1/4"	14	19	20,5	TD514-6SR-BO
	8		18	26,5	9,5	M16x1.5	1/4"	19	19	20,5	TD514-8SR-BO
	10	250	18	28,5	9,5	M18x1.5	3/8"	19	22	24	TD514-10SR-BO
	12	22	28,5	9,5	M20x1.5	3/8"	22	22	24	TD514-12SR-BO	
	16	25	36	13	M24x1.5	1/2"	27	27	29	TD514-16SR-BO	
	20	28	38	13	M30x2	3/4"	33	36	35	TD514-20SR-BO	
	25	30,5	41	16	M36x2	1"	41	41	44,5	TD514-25SR-BO	
	30	160	36	48	16	M42x2	1.1/4"	48	50	53	TD514-30SR-BO
38	34	53	16	M52x2	1.1/2"	48	55	58,5	TD514-38SR-BO		

TD131-..R-BO

M-BSP-B x M-MET-24

BANJO
COUDE BANJO ORIENTABLE
ARTICULÉ
BANJO COUPLING

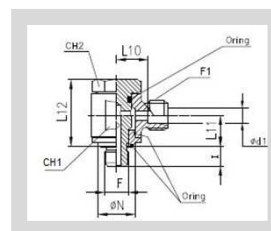


Serie Série Series	d1	PN	CH1 / CH2	I	N	L10	L11	L12	F1	F	
LL	4	100	14 / 14	6	14,5	13	10	21,5	M8x1	1/8"	TD131-4LLR-BO
	5		14 / 14	6	14,5	11,5	10	21,5	M10x1	1/8"	TD131-5LLR-BO
	6		14 / 14	6	14,5	11,5	10	21,5	M10x1	1/8"	TD131-6LLR-BO
	8		14 / 14	6	14,5	12,5	10	21,5	M12x1	1/8"	TD131-8LLR-BO
L	6	250	14 / 14	6	14,5	11	10	21,5	M12x1.5	1/8"	TD131-6LR-BO
	8		19 / 19	9	18,5	14	13	27,5	M14x1.5	1/4"	TD131-8LR-BO
	10		19 / 19	9	18,5	13,5	13	27,5	M16x1.5	1/4"	TD131-10LR-BO
	12		22 / 22	9	22,5	16	16	34	M18x1.5	3/8"	TD131-12LR-BO
	15		30 / 27	11	26,5	19,5	22	45	M22x1.5	1/2"	TD131-15LR-BO
	18		160	30 / 27	11	26	19,5	21	44	M26x1.5	1/2"
	22	36 / 32	13	32	25,5	23	48	M30x2	3/4"	TD131-22LR-BO	
S	6	250	19 / 19	9	18,5	14,5	13	27,5	M14x1.5	1/4"	TD131-6SR-BO
	8		19 / 19	9	18,5	14,5	13	27,5	M16x1.5	1/4"	TD131-8SR-BO
	10		22 / 22	9	22,5	15,5	16	34	M18x1.5	3/8"	TD131-10SR-BO
	12		22 / 22	9	22,5	15,5	16	34	M20x1.5	3/8"	TD131-12SR-BO
	14		30 / 27	11	26,5	19,5	22	45	M22x1.5	1/2"	TD131-14SR-BO
	16		160	30 / 27	11	26	19	21	44	M24x1.5	1/2"
20	36 / 32	13	32	22,5	23	48	M30x2	3/4"	TD131-20SR-BO		

TD111GG-..R-BO

M-BSP-E x M-MET-24

BANJO MET DICHTRING
COUDE BANJO ORIENTABLE ARTICULÉ AVEC
JOINT
BANJO COUPLING WITH SEALING

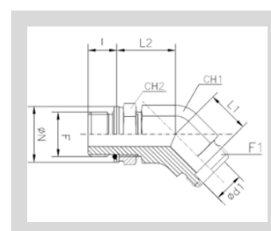


Serie Série Series	Ød1	PN	CH1 / CH2	I	ØN	L10	L11	L12	F1	F	
L	6	315	19 / 17	8	15	13	12,5	27	M12x1.5	1/8"	TD111GG-6LR-BO
	8		22 / 19	12	19	14,5	15	30,5	M14x1.5	1/4"	TD111GG-8LR-BO
	10		22 / 19	12	19	15,5	15	30,5	M16x1.5	1/4"	TD111GG-10LR-BO
	12		30 / 24	12	22	19,5	19	38,5	M18x1.5	3/8"	TD111GG-12LR-BO
	15		36 / 27	14	27	22,5	23	48	M22x1.5	1/2"	TD111GG-15LR-BO
	18		36 / 27	14	27	22	23	48	M26x1.5	1/2"	TD111GG-18LR-BO
	22	160	41 / 32	16	33	28	26	56	M30x2	3/4"	TD111GG-22LR-BO
	28		50 / 41	18	40	31,5	32	69,5	M36x2	1"	TD111GG-28LR-BO
	35		60 / 50	20	50	35,5	37	80,5	M45x5	1.1/4"	TD111GG-35LR-BO
	42		70 / 55	22	56	41,5	43,5	93	M52x5	1.1/2"	TD111GG-42LR-BO
S	6	400	22 / 19	12	19	16,5	15	30,5	M14x1.5	1/4"	TD111GG-6SR-BO
	8		22 / 19	12	19	16,5	15	30,5	M16x1.5	1/4"	TD111GG-8SR-BO
	10		30 / 24	12	22	20	19	38,5	M18x1.5	3/8"	TD111GG-10SR-BO
	12		30 / 24	12	22	20	19	38,5	M20x1.5	3/8"	TD111GG-12SR-BO
	14		36 / 27	14	27	23,5	23	48	M22x1.5	1/2"	TD111GG-14SR-BO
	16		36 / 27	14	27	23	23	48	M24x1.5	1/2"	TD111GG-16SR-BO
	20		41 / 32	16	33	27	26	56	M30x2	3/4"	TD111GG-20SR-BO
	25	250	50 / 41	18	40	31	32	69,5	M36x2	1"	TD111GG-25SR-BO
	30		60 / 50	20	50	36,5	37	80,5	M42x2	1.1/4"	TD111GG-30SR-BO
	38		70 / 55	22	56	42,5	43,5	93	M52x5	1.1/2"	TD111GG-38SR-BO

TD517-..R-BO

M-BSP-H x M-MET-24

ORIËNTEERBAAR 45° STUK MET TEGENMOER
45° RENVERSÉ ORIENTABLE AVEC CONTRE-ÉCROU
ROTATABLE 45° FITTING WITH BULKHEAD FITTING

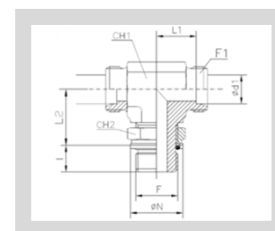


Serie Série Series	Ød1	PN	L1	L2	I	F1	F	CH1	CH2	ØN	
L	6	315	9,5	21,7	6,3	M12x1.5	1/8"	14	14	16	TD517-6LR-BO
	8		12	19,5	9,5	M14x1.5	1/4"	14	19	20,5	TD517-8LR-BO
	10		12	24,5	9,5	M16x1.5	1/4"	19	19	20,5	TD517-10LR-BO
	12	250	14	27,5	9,5	M18x1.5	3/8"	19	22	24	TD517-12LR-BO
	15		17	26	13	M22x1.5	1/2"	22	27	29	TD517-15LR-BO
	18		17	32	13	M26x1.5	1/2"	27	27	29	TD517-18LR-BO
	22	160	19,5	37,5	13	M30x2	3/4"	33	36	35	TD517-22LR-BO
	28		23	36	16	M36x2	1"	41	41	44,5	TD517-28LR-BO
	35		27	38	16	M45x2	1.1/4"	48	50	53	TD517-35LR-BO
	42		26	38	16	M52x2	1.1/2"	48	55	58,5	TD517-42LR-BO
S	6	315	11	18,5	9,5	M14x1.5	1/4"	14	19	20,5	TD517-6SR-BO
	8		13	22,5	9,5	M16x1.5	1/4"	19	19	20,5	TD517-8SR-BO
	10	250	13	24,5	9,5	M18x1.5	3/8"	19	22	24	TD517-10SR-BO
	12		17	24,5	9,5	M20x1.5	3/8"	22	22	24	TD517-12SR-BO
	16		16	31	13	M24x1.5	1/2"	27	27	29	TD517-16SR-BO
	20		19	33	13	M30x2	3/4"	33	36	35	TD517-20SR-BO
	25		22	35	16	M36x2	1"	41	41	44,5	TD517-25SR-BO
	30	160	24	37	16	M42x2	1.1/4"	48	50	53	TD517-30SR-BO
	38		24	37	16	M52x2	1.1/2"	48	55	58,5	TD517-38SR-BO

TD515-..R-BO

M-MET-24 x M-MET-24 x M-MET-H

ORIËNTEERBAAR T-STUK MET TEGENMOER
TÉ ORIENTABLE AVEC CONTRE-ÉCROU
ROTATABLE TEE FITTING WITH BULKHEAD NUT

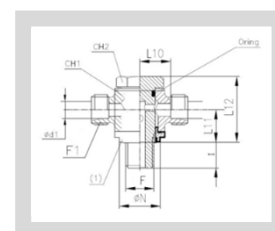


Serie Série Series	Ød1	PN	L1	L2	I	F1	F	CH1	CH2	ØN	
L	6	315	14	20,2	6,3	M12x1.5	1/8"	14	14	16	TD515-6LR-BO
	8		16	22,5	9,5	M14x1.5	1/4"	14	19	20,5	TD515-8LR-BO
	10		17	24,5	9,5	M16x1.5	1/4"	19	19	20,5	TD515-10LR-BO
	12	250	19	27,5	9,5	M18x1.5	3/8"	19	22	24	TD515-12LR-BO
	15		21	30	13	M22x1.5	1/2"	22	27	29	TD515-15LR-BO
	18		24	36,5	13	M26x1.5	1/2"	27	27	29	TD515-18LR-BO
	22	160	28	37,5	13	M30x2	3/4"	33	36	35	TD515-22LR-BO
	28		31	41	16	M36x2	1"	41	41	44,5	TD515-28LR-BO
	35		38	49	16	M45x2	1.1/4"	48	50	53	TD515-35LR-BO
	42		38	51	16	M52x2	1.1/2"	48	55	58,5	TD515-42LR-BO
S	6	315	15,5	22,5	9,5	M14x1.5	1/4"	14	19	20,5	TD515-6SR-BO
	8		18	26,5	9,5	M16x1.5	1/4"	19	19	20,5	TD515-8SR-BO
	10	250	18	28,5	9,5	M18x1.5	3/8"	19	22	24	TD515-10SR-BO
	12		22	28,5	9,5	M20x1.5	3/8"	22	22	24	TD515-12SR-BO
	16		25	36	13	M24x1.5	1/2"	27	27	29	TD515-16SR-BO
	20		28	38	13	M30x2	3/4"	33	36	35	TD515-20SR-BO
	25		30,5	41	16	M36x2	1"	41	41	44,5	TD515-25SR-BO
	30	160	36	48	16	M42x2	1.1/4"	48	50	53	TD515-30SR-BO
	38		34	53	16	M52x2	1.1/2"	48	55	58,5	TD515-38SR-BO

TD136GG-..R-BO

M-MET-24 x M-MET-24 x M-BSP-E

DRAAIBAAR BANJO T-STUK MET DICHTINGSRING
TE ORIENTABLE BANJO AVEC JOINT
BANJO TEE COUPLING WITH SEALING

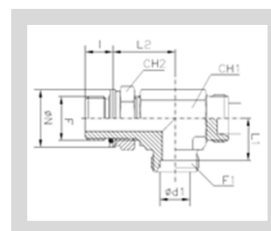


Serie Série Series	Ød1	PN	CH1 / CH2	I	ØN	L10	L11	L12	F1	F	
L	6	315	20 / 17	8	15	13	12,5	27	M12x1.5	1/8"	TD136GG-6LR-BO
	8		22 / 19	12	19	14	15	30,5	M14x1.5	1/4"	TD136GG-8LR-BO
	10		22 / 19	12	19	15	15	30,5	M16x1.5	1/4"	TD136GG-10LR-BO
	12		27 / 24	12	22	17,5	19	38,5	M18x1.5	3/8"	TD136GG-12LR-BO
	15		36 / 27	14	27	20	23	48	M22x1.5	1/2"	TD136GG-15LR-BO
	18		36 / 27	14	27	21	23	48	M26x1.5	1/2"	TD136GG-18LR-BO
	22	160	41 / 32	16	33	27	26	56	M30x2	3/4"	TD136GG-22LR-BO
	28		50 / 41	18	40	31,5	32	69,5	M36x2	1"	TD136GG-28LR-BO
	35		60 / 50	20	50	35,5	37	80,5	M45x5	1.1/4"	TD136GG-35LR-BO
	42		70 / 55	22	56	40	43,5	93	M52x5	1.1/2"	TD136GG-42LR-BO
S	6	400	22 / 19	12	19	16	15	30,5	M14x1.5	1/4"	TD136GG-6SR-BO
	8		22 / 19	12	19	16	15	30,5	M16x1.5	1/4"	TD136GG-8SR-BO
	10		27 / 24	12	22	18	19	38,5	M18x1.5	3/8"	TD136GG-10SR-BO
	12		27 / 24	12	22	18	19	38,5	M20x1.5	3/8"	TD136GG-12SR-BO
	14		36 / 27	14	27	22	23	48	M22x1.5	1/2"	TD136GG-14SR-BO
	16		36 / 27	14	27	21,5	23	48	M24x1.5	1/2"	TD136GG-16SR-BO
	20		45 / 32	16	33	28	26	56	M30x2	3/4"	TD136GG-20SR-BO
	25	250	50 / 41	18	40	31	32	69,5	M36x2	1"	TD136GG-25SR-BO
	30		60 / 50	20	50	36,5	37	80,5	M42x2	1.1/4"	TD136GG-30SR-BO
	38		70 / 55	22	56	41	43,5	93	M52x5	1.1/2"	TD136GG-38SR-BO

TD516-..R-BO

M-BSP-H x M-MET-24 x M-MET-24

ORIËNTEERBAAR T-STUK MET TEGENMOER
TÉ ORIENTABLE AVEC CONTRE-ÉCROU
ROTATABLE TEE FITTING WITH BULKHEAD

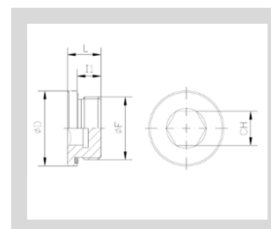


Serie Série Series	Ød1	PN	L1	L2	I	F1	F	CH1	CH2	ØN	
L	6	315	14	20,2	6,3	M12x1.5	1/8"	14	14	16	TD516-6LR-BO
	8		16	22,5	9,5	M14x1.5	1/4"	14	19	20,5	TD516-8LR-BO
	10		17	24,5	9,5	M16x1.5	1/4"	19	19	20,5	TD516-10LR-BO
	12	250	19	27,5	9,5	M18x1.5	3/8"	19	22	24	TD516-12LR-BO
	15		21	30	13	M22x1.5	1/2"	22	27	29	TD516-15LR-BO
	18		24	36,5	13	M26x1.5	1/2"	27	27	29	TD516-18LR-BO
	22	160	28	37,5	13	M30x2	3/4"	33	36	35	TD516-22LR-BO
	28		31	41	16	M36x2	1"	41	41	44,5	TD516-28LR-BO
	35		38	49	16	M45x2	1 1/4"	48	50	53	TD516-35LR-BO
	42		38	51	16	M52x2	1 1/2"	48	55	58,5	TD516-42LR-BO
S	6	315	15,5	22,5	9,5	M14x1.5	1/4"	14	19	20,5	TD516-6SR-BO
	8		18	26,5	9,5	M16x1.5	1/4"	19	19	20,5	TD516-8SR-BO
	10	250	18	28,5	9,5	M18x1.5	3/8"	19	22	24	TD516-10SR-BO
	12		22	28,5	9,5	M20x1.5	3/8"	22	22	24	TD516-12SR-BO
	16		25	36	13	M24x1.5	1/2"	27	27	29	TD516-16SR-BO
	20		28	38	13	M30x2	3/4"	33	36	35	TD516-20SR-BO
	25		30,5	41	16	M36x2	1"	41	41	44,5	TD516-25SR-BO
	30	160	36	48	16	M42x2	1 1/4"	48	50	53	TD516-30SR-BO
	38		34	53	16	M52x2	1 1/2"	48	55	58,5	TD516-38SR-BO

TD185GG-..R

M-BSP-E

PLUG MET INBUS EN DICHTINGSRING
BOUCHON À HEXAGONE INTÉRIEUR AVEC JOINT
INNER HEXAGON OJUG WITH PACKING RING



PN	D	I1	L	CH	F	
400	14	8	12	5	1/8"	TD185GG-1/8R
	19	12	17	6	1/4"	TD185GG-1/4R
	22	12	17	8	3/8"	TD185GG-3/8R
	27	14	19	10	1/2"	TD185GG-1/2R
	32	16	21	12	3/4"	TD185GG-3/4R
	40	16	22,5	17	1"	TD185GG-1R
250	50	16	22,5	22	1 1/4"	TD185GG-1 1/4R
	55	16	22,5	24	1 1/2"	TD185GG-1 1/2R

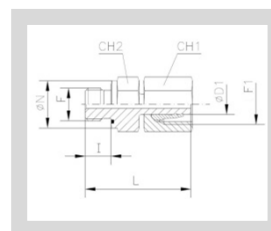
TD126AGG-..R

M-BSP-E x M-MET-CR

RECHTE INSCHROEFKOPPELING MET O-RING

UNION SIMPLE AVEC JOINT

STUD ADAPTER WITH O-RING



Serie Série Series	ØD1	PN	CH1	CH2	I	ØN	L	F1	F		
L	6	315	14	14	8	14	32,5	M12x1.5	1/8"		TD126AGG-6LR
	8		17	19	12	19	41,5	M14x1.5	1/4"		TD126AGG-8LR
	10		19	19	12	19	39,5	M16x1.5	1/4"		TD126AGG-10LR
	12		22	19	12	19	46	M18x1.5	1/4"		TD126AGG-12LR1/4
	12		22	22	12	22	46	M18x1.5	3/8"		TD126AGG-12LR
	12		22	27	14	27	48,5	M18x1.5	1/2"		TD126AGG-12LR1/2
	15		27	22	12	22	43,5	M22x1.5	3/8"		TD126AGG-15LR3/8
	15		27	27	14	27	46	M22x1.5	1/2"		TD126AGG-15LR
	18		32	27	14	27	45,5	M26x1.5	1/2"		TD126AGG-18LR
S	6	630	17	19	12	19	39	M14x1.5	1/4"		TD126AGG-6SR
	8		19	19	12	19	41,5	M16x1.5	1/4"		TD126AGG-8SR
	10		22	22	12	22	44,5	M18x1.5	3/8"		TD126AGG-10SR
	12		24	22	12	22	46	M20x1.5	3/8"		TD126AGG-12SR
	12		24	27	14	27	49,5	M20x1.5	1/2"		TD126AGG-12SR1/2
	14		27	27	14	27	51	M22x1.5	1/2"		TD126AGG-14SR

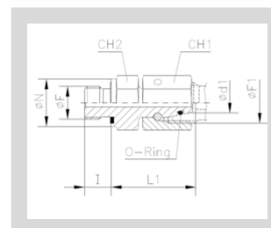
TD426-..-R

M-BSP-E x F-MET-24

DRAAIBARE INSCHROEFKOPPELING MET O-RING

UNION SIMPLE AVEC O-RING

STUD/STANDPIPE ADAPTOR WITH O-RING



Serie Série Series	Ød1	PN	CH1	CH2	I	ØN	L1	F1	F			
L	6	315	14	14	8	14	24,5	M12x1.5	1/8"		TD426-6LR	
	8		17	19	12	19	29,5	M14x1.5	1/4"		TD426-8LR	
	10		19	19	12	19	27,5	M16x1.5	1/4"		TD426-10LR	
	12		22	22	12	22	34	M18x1.5	3/8"		TD426-12LR	
	15		27	27	14	27	32	M22x1.5	1/2"		TD426-15LR	
	18		32	27	14	27	31,5	M26x1.5	1/2"		TD426-18LR	
	22		160	36	32	16	32	32,5	M30x2	3/4"		TD426-22LR
	28			41	41	18	40	35	M36x2	1"		TD426-28LR
	35			50	50	20	50	42,5	M45x2	1.1/4"		TD426-35LR
42	60	55		22	55	46,5	M52x2	1.1/2"		TD426-42LR		
S	6	630	17	19	12	19	27	M14x1.5	1/4"		TD426-6SR	
	8		19	19	12	19	29,5	M16x1.5	1/4"		TD426-8SR	
	10		22	22	12	22	32	M18x1.5	3/8"		TD426-10SR	
	12		24	22	12	22	34	M20x1.5	3/8"		TD426-12SR	
	14		27	27	14	27	36,5	M22x1.5	1/2"		TD426-14SR	
	16		400	30	27	14	27	37	M24x1.5	1/2"		TD426-16SR
	20	36		32	16	32	43	M30x2	3/4"		TD426-20SR	
	25	46		41	18	40	48	M36x2	1"		TD426-25SR	
	30	50		50	20	50	51	M42x2	1.1/4"		TD426-30SR	
	38	315	60	55	22	55	60	M52x2	1.1/2"		TD426-38SR	

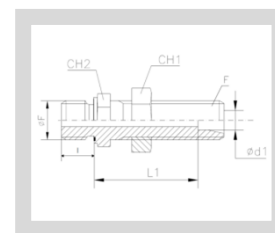
TD102GG-..R-BO

M-BSP-E x M-MET-24

SCHOTKOPPELING

PASSE CLOISON

BULKHEAD COUPLING

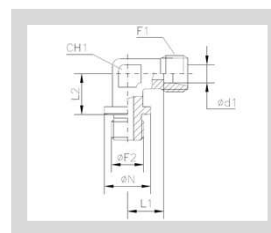


Serie Série Series	Ød1	PN	L1	F	ØF	I	CH1	CH2		
L	6	315	35,4	M12x1.5	1/8"	8	17	17	TD102GG-6LR-BO	
	6		37	M12x1.5	1/4"	12	19	17	TD102GG-6LR1/4-BO	
	8		37	M14x1.5	1/4"	12	19	19	TD102GG-8LR-BO	
	8		37,5	M14x1.5	3/8"	12	22	19	TD102GG-8LR3/8-BO	
	8		39	M14x1.5	1/2"	14	27	19	TD102GG-8LR1/2-BO	
	10		38	M16x1.5	1/4"	12	22	22	TD102GG-10LR-BO	
	10		38,5	M16x1.5	3/8"	12	22	22	TD102GG-10LR3/8-BO	
	10		40	M16x1.5	1/2"	14	27	22	TD102GG-10LR1/2-BO	
	12		39	M18x1.5	1/4"	12	24	24	TD102GG-12LR1/4-BO	
	12		39,5	M18x1.5	3/8"	12	24	24	TD102GG-12LR-BO	
	12	41	M18x1.5	1/2"	14	27	24	TD102GG-12LR1/2-BO		
	15	43	M22x1.5	1/2"	14	27	30	TD102GG-15LR-BO		
	15	43	M22x1.5	3/4"	16	32	30	TD102GG-15LR3/4-BO		
	18	44,5	M26x1.5	1/2"	14	32	36	TD102GG-18LR-BO		
	18	44,5	M26x1.5	3/4"	16	32	36	TD102GG-18LR3/4-BO		
	18	45,5	M26x1.5	1"	18	41	36	TD102GG-18LR1-BO		
	22	160	47,5	M30x2	3/4"	16	36	41	TD102GG-22LR-BO	
	28		48,5	M36x2	3/4"	16	41	46	TD102GG-28LR3/4-BO	
	28		48,5	M36x2	1"	18	41	46	TD102GG-28LR-BO	
	28		50,5	M36x2	1.1/4"	20	50	46	TD102GG-28LR11/4-BO	
35	51,5		M45x2	1.1/4"	20	50	55	TD102GG-35LR-BO		
42	54		M52x2	1.1/4"	20	60	60	TD102GG-42LR11/4-BO		
42	54		M52x2	1.1/2"	22	60	60	TD102GG-42LR-BO		
S	10		630	41,5	M18x1.5	1/2"	14	27	27	TD102GG-10SR1/2-BO
	12			42	M20x1.5	3/8"	12	27	27	TD102GG-12SR-BO
	12			42,5	M20x1.5	1/2"	14	27	27	TD102GG-12SR1/2-BO
	14	42		M22x1.5	1/2"	14	30	30	TD102GG-14SR-BO	
	16	43,5		M24x1.5	1/2"	14	32	32	TD102GG-16SR-BO	
	16	43,5		M24x1.5	3/4"	16	32	32	TD102GG-16SR3/4-BO	
	20	46,5		M30x2	1/2"	14	41	41	TD102GG-20SR1/2-BO	
	20	46,5		M30x2	3/4"	16	41	41	TD102GG-20SR-BO	
	20	46,5		M30x2	1"	18	41	41	TD102GG-20SR1-BO	
	25	50		M36x2	3/4"	16	46	46	TD102GG-25SR3/4-BO	
	25	50	M36x2	1"	18	46	46	TD102GG-25SR-BO		
	25	50	M36x2	1.1/4"	20	50	46	TD102GG-25SR11/4-BO		
	30	250	52,5	M42x2	1"	18	50	50	TD102GG-30SR1-BO	
	30		52,5	M42x2	1.1/4"	20	50	50	TD102GG-30SR-BO	
	38		55	M52x2	1.1/4"	20	65	65	TD102GG-38SR11/4-BO	

TD95-..R-BO

M-BSP-B x M-MET24

MANNELIJKE ELLEBOOG
COUDE MÂLE
MALE STUD ELBOW

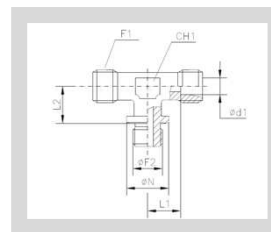


Serie Série Series	Ød1	PN	L1	L2	ØN	F1	ØF2	CH1	
L	22	160	27,5	26	32	M30x2	3/4"	27	TD95-22LR-BO
	28		30,5	30	39	M36x2	1"	36	TD95-28LR-BO
	35		34,5	34	49	M45x2	1 1/4"	41	TD95-35LR-BO
	42		40	39	55	M52x2	1 1/2"	50	TD95-42LR-BO
S	20	400	26,5	26	32	M30x2	3/4"	27	TD95-20SR-BO
	25		31	30	39	M36x2	1"	36	TD95-25SR-BO
	30	250	35,5	34	49	M42x2	1 1/4"	41	TD95-30SR-BO
	38		41	39	55	M52x2	1 1/2"	50	TD95-38SR-BO

TD97-..R-BO

M-MET-24 x M-MET-24 x M-BSP-B

MANNELIJKE T-STUK
TE MÂLE
STUD BRANCH TEE

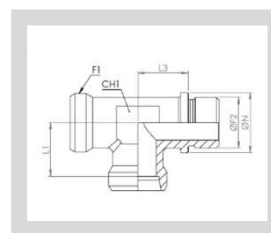


Serie Série Series	Ød1	PN	L1	L2	ØN	F1	ØF2	CH1	
L	22	160	27,5	26	32	M30x2	3/4"	27	TD97-22LR-BO
	28		30,5	30	39	M36x2	1"	36	TD97-28LR-BO
	35		34,5	34	49	M45x2	1 1/4"	41	TD97-35LR-BO
	42		40	39	55	M52x2	1 1/2"	50	TD97-42LR-BO
S	20	400	26,5	26	32	M30x2	3/4"	27	TD97-20SR-BO
	25		31	30	39	M36x2	1"	36	TD97-25SR-BO
	30	250	35,5	34	49	M42x2	1 1/4"	41	TD97-30SR-BO
	38		41	39	55	M52x2	1 1/2"	50	TD97-38SR-BO

TD129-..R-BO

M-MET-24 x M-BSP-B x M-MET-24

MANNELIJKE T-STUK
TE MÂLE
STUD BRANCH TEE



Serie Série Series	Ød1	PN	L1	L3	ØN	F1	ØF2	CH1	
L	22	160	27,5	26	32	M30x2	3/4"	27	TD129-22LR-BO
	28		30,5	30	39	M36x2	1"	36	TD129-28LR-BO
	35		34,5	34	49	M45x2	1 1/4"	41	TD129-35LR-BO
	42		40	39	55	M52x2	1 1/2"	50	TD129-42LR-BO
S	20	400	26,5	26	32	M30x2	3/4"	27	TD129-20SR-BO
	25		31	30	39	M36x2	1"	36	TD129-25SR-BO
	30	250	35,5	34	49	M42x2	1 1/4"	41	TD129-30SR-BO
	38		41	39	55	M52x2	1 1/2"	50	TD129-38SR-BO

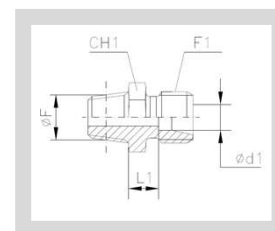
TD93-..R-BO

M-BSPT x M-MET-24

RECHTE INSCHROEFKOPPELING

UNION SIMPLE MÂLE

MALE STUD COUPLING



Serie Série Series	Ød1	PN	L1	F1	ØF	CH1	
LL	4	100	8	M8x1	1/8"	11	TD93-4LLR-BO
	5		6,5	M10x1	1/8"	11	TD93-5LLR-BO
	6		6,5	M10x1	1/8"	11	TD93-6LLR-BO
	8		6,5	M12x1	1/8"	12	TD93-8LLR-BO
	8		8,5	M12x1	1/4"	14	TD93-8LLR1/4-BO
	10		8,5	M14x1	1/4"	14	TD93-10LLR-BO
	12		8	M16x1	1/4"	17	TD93-12LLR-BO
	12		8	M16x1	3/8"	17	TD93-12LLR3/8-BO
L	6	315	7	M12x1.5	1/8"	12	TD93-6LR-BO
	6		8	M12x1.5	1/4"	17	TD93-6LR1/4-BO
	8		8	M14x1.5	1/8"	14	TD93-8LR1/8-BO
	8		8	M14x1.5	1/4"	17	TD93-8LR-BO
	8		9	M14x1.5	3/8"	19	TD93-8LR3/8-BO
	8		9	M14x1.5	1/2"	22	TD93-8LR1/2-BO
	10		9	M16x1.5	1/8"	17	TD93-10LR1/8-BO
	10		9	M16x1.5	1/4"	17	TD93-10LR-BO
	10		10	M16x1.5	3/8"	19	TD93-10LR3/8-BO
	10		10	M16x1.5	1/2"	22	TD93-10LR1/2-BO
	12		10	M18x1.5	1/4"	19	TD93-12LR1/4-BO
	12		10	M18x1.5	3/8"	19	TD93-12LR-BO
	12	10	M18x1.5	1/2"	22	TD93-12LR1/2-BO	
	15	11	M22x1.5	3/8"	24	TD93-15LR3/8-BO	
	15	11	M22x1.5	1/2"	24	TD93-15LR-BO	
	18	11,5	M26x1.5	3/8"	27	TD93-18LR3/8-BO	
	18	11,5	M26x1.5	1/2"	27	TD93-18LR-BO	
	18	160	11,5	M26x1.5	3/4"	32	TD93-18LR3/4-BO
	22		13,5	M30x2	3/4"	32	TD93-22LR-BO
	28		14,5	M36x2	1"	41	TD93-28LR-BO
35	14,5		M36x2	1"	46	TD93-35LR1-BO	
35	14,5	M45x2	1.1/4"	46	TD93-35LR-BO		
42	16	M52x2	1.1/2"	55	TD93-42LR-BO		
S	6	630	12	M14x1.5	1/4"	17	TD93-6SR-BO
	8		13	M16x1.5	1/4"	17	TD93-8SR-BO
	10		12,5	M18x1.5	1/4"	19	TD93-10SR1/4-BO
	10		12,5	M18x1.5	3/8"	19	TD93-10SR-BO
	12		14,5	M20x1.5	1/4"	22	TD93-12SR1/4-BO
	12		14,5	M20x1.5	3/8"	22	TD93-12SR-BO
	12	14,5	M20x1.5	1/2"	22	TD93-12SR1/2-BO	
	14	16	M22x1.5	3/8"	24	TD93-14SR3/8-BO	
	14	16	M22x1.5	1/2"	24	TD93-14SR-BO	
	16	400	17,5	M24x1.5	3/8"	27	TD93-16SR3/8-BO
	16		17,5	M24x1.5	1/2"	27	TD93-16SR-BO
	20		17,5	M30x2	3/4"	32	TD93-20SR-BO
	25		18	M36x2	1"	41	TD93-25SR-BO
	30		19,5	M42x2	1"	46	TD93-30SR1-BO
	30		19,5	M42x2	1.1/4"	46	TD93-30SR-BO
	38	315	22	M52x2	1.1/4"	55	TD93-38SR1.1/4-BO
	38		22	M52x2	1.1/2"	55	TD93-38SR-BO

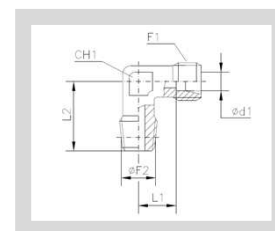
TD94-..R-BO

M-BSPT x M-MET-24

MANNELIJKE ELLEBOOG

COUDE MÂLE

MALE STUD ELBOW



Serie Série Series	d1	PN	L1	L2	F1	F2	CH1		
LL	4	100	11	17	M8x1	1/8"	9	TD94-4LLR-BO	
	5		9,5	17	M10x1	1/8"	9	TD94-5LLR-BO	
	6		9,5	17	M10x1	1/8"	9	TD94-6LLR-BO	
	8		11,5	20	M12x1	1/8"	12	TD94-8LLR-BO	
	10		15	25	M14x1	1/4"	14	TD94-10LLR-BO	
	12		13	23	M16x1	1/4"	17	TD94-12LLR-BO	
L	6	315	12	20	M12x1.5	1/8"	12	TD94-6LR-BO	
	6		14	26	M12x1.5	1/4"	12	TD94-6LR1/4-BO	
	8		14	26	M14x1.5	1/8"	12	TD94-8LR1/8-BO	
	8		14	26	M14x1.5	1/4"	12	TD94-8LR-BO	
	8		17	28	M14x1.5	3/8"	17	TD94-8LR3/8-BO	
	10		15	27	M16x1.5	1/4"	14	TD94-10LR-BO	
	10		17	28	M16x1.5	3/8"	17	TD94-10LR3/8-BO	
	10		21	34	M16x1.5	1/2"	19	TD94-10LR1/2-BO	
	12		17	28	M18x1.5	1/4"	17	TD94-12LR1/4-BO	
	12		17	28	M18x1.5	3/8"	17	TD94-12LR-BO	
	12		21	34	M18x1.5	1/2"	19	TD94-12LR1/2-BO	
	15		21	34	M22x1.5	3/8"	19	TD94-15LR3/8-BO	
	15		21	34	M22x1.5	1/2"	19	TD94-15LR-BO	
	18		23,5	36	M26x1.5	1/2"	24	TD94-18LR-BO	
	22		160	27,5	42	M30x2	3/4"	27	TD94-22LR-BO
	28			30,5	48	M36x2	1"	36	TD94-28LR-BO
35	34,5	54		M45x2	1.1/4"	41	TD94-35LR-BO		
42	40	61		M52x2	1.1/2"	50	TD94-42LR-BO		
S	6	630	16	26	M14x1.5	1/4"	12	TD94-6SR-BO	
	8		17	27	M16x1.5	1/4"	14	TD94-8SR-BO	
	10		17,5	28	M18x1.5	3/8"	17	TD94-10SR-BO	
	12		21,5	31	M20x1.5	3/8"	17	TD94-12SR-BO	
	12		22,5	32	M20x1.5	1/2"	19	TD94-12SR1/2-BO	
	14		22	32	M22x1.5	1/2"	19	TD94-14SR-BO	
	16	400	24,5	32	M24x1.5	3/8"	24	TD94-16SR3/8-BO	
	16		24,5	32	M24x1.5	1/2"	24	TD94-16SR-BO	
	20		26,5	42	M30x2	1/2"	27	TD94-20SR1/2-BO	
	20		26,5	42	M30x2	3/4"	27	TD94-20SR-BO	
	25		30	48	M36x2	1"	36	TD94-25SR-BO	
	30		35,5	54	M42x2	1.1/4"	41	TD94-30SR-BO	
	38		315	41	61	M52x2	1.1/2"	50	TD94-38SR-BO

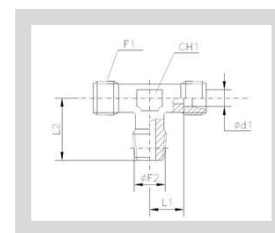
TD96-..R-BO

M-MET-24 x M-BSPT x M-MET-24

MANNELIJK T-STUK

TE MÂLE

STUD BRANCH TEE

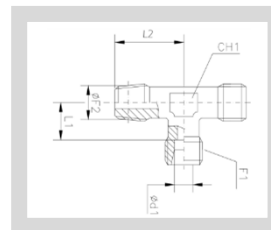


Serie Série Series	Ød1	PN	L1	L2	F1	ØF2	CH1	
LL	4	100	11	17	M8x1	1/8"	9	TD96-4LLR-BO
	5		9,5	17	M10x1	1/8"	9	TD96-5LLR-BO
	6		9,5	17	M10x1	1/8"	9	TD96-6LLR-BO
	8		11,5	20	M12x1	1/8"	12	TD96-8LLR-BO
	10		15	25	M14x1	1/4"	14	TD96-10LLR-BO
	12		13	23	M16x1	1/4"	17	TD96-12LLR-BO
L	6	315	12	20	M12x1.5	1/8"	12	TD96-6LR-BO
	8		14	26	M14x1.5	1/4"	12	TD96-8LR-BO
	10		15	27	M16x1.5	1/4"	14	TD96-10LR-BO
	12		17	28	M18x1.5	3/8"	17	TD96-12LR-BO
	15		21	34	M22x1.5	1/2"	19	TD96-15LR-BO
	18	23,5	36	M26x1.5	1/2"	24	TD96-18LR-BO	
	22	160	27,5	42	M30x2	3/4"	27	TD96-22LR-BO
	28		30,5	48	M36x2	1"	36	TD96-28LR-BO
	35		34,5	54	M45x2	1.1/4"	41	TD96-35LR-BO
	42		40	61	M52x2	1.1/2"	50	TD96-42LR-BO
6	630		16	26	M14x1.5	1/4"	12	TD96-6SR-BO
8		17	27	M16x1.5	1/4"	14	TD96-8SR-BO	
10		17,5	28	M18x1.5	3/8"	17	TD96-10SR-BO	
12		21,5	31	M20x1.5	3/8"	17	TD96-12SR-BO	
14		22	32	M22x1.5	1/2"	19	TD96-14SR-BO	
16		400	24,5	32	M24x1.5	1/2"	24	TD96-16SR-BO
20			26,5	42	M30x2	3/4"	27	TD96-20SR-BO
25			30	48	M36x2	1"	36	TD96-25SR-BO
30			35,5	54	M42x2	1.1/4"	41	TD96-30SR-BO
38			315	41	61	M52x2	1.1/2"	50

TD127-..R-BO

M-BSPT x M-MET-24 x M-MET-24

MANNELIJK T-STUK
TE MÂLE
STUD BRANCH TEE

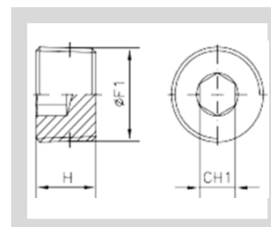


serie Série Series	Ød1	PN	L1	L2	F1	ØF2	CH1	
LL	4	100	11	17	M8x1	1/8"	9	TD127-4LLR-BO
	5		9,5	17	M10x1	1/8"	9	TD127-5LLR-BO
	6		9,5	17	M10x1	1/8"	9	TD127-6LLR-BO
	8		11,5	20	M12x1	1/8"	12	TD127-8LLR-BO
	10		15	25	M14x1	1/4"	14	TD127-10LLR-BO
	12		13	23	M16x1	1/4"	17	TD127-12LLR-BO
L	6	315	12	20	M12x1.5	1/8"	12	TD127-6LR-BO
	8		14	26	M14x1.5	1/4"	12	TD127-8LR-BO
	10		15	27	M16x1.5	1/4"	14	TD127-10LR-BO
	12		17	28	M18x1.5	3/8"	17	TD127-12LR-BO
	15		21	34	M22x1.5	1/2"	19	TD127-15LR-BO
	18	23,5	36	M26x1.5	1/2"	24	TD127-18LR-BO	
	22	160	27,5	42	M30x2	3/4"	27	TD127-22LR-BO
	28		30,5	48	M36x2	1"	36	TD127-28LR-BO
	35		34,5	54	M45x2	1.1/4"	41	TD127-35LR-BO
	42		40	61	M52x2	1.1/2"	50	TD127-42LR-BO
S	6		630	16	26	M14x1.5	1/4"	12
8	17	27		M16x1.5	1/4"	14	TD127-8SR-BO	
10	17,5	28		M18x1.5	3/8"	17	TD127-10SR-BO	
12	21,5	31		M20x1.5	3/8"	17	TD127-12SR-BO	
14	22	32	M22x1.5	1/2"	19	TD127-14SR-BO		
16	400	24,5	32	M24x1.5	1/2"	24	TD127-16SR-BO	
20		26,5	42	M30x2	3/4"	27	TD127-20SR-BO	
25		30	48	M36x2	1"	36	TD127-25SR-BO	
30		35,5	54	M42x2	1.1/4"	41	TD127-30SR-BO	
38		315	41	61	M52x2	1.1/2"	50	TD127-38SR-BO

TD192-..R

M-BSPT

INBUS PLUG
BOUCHON À HEXAGON
INNER HEXAGON PLUG



H	CH1	F1	
9,5	1/16"	1/8"	TD192-1/8R
12,7	1/4"	1/4"	TD192-1/4R
14,3	5/16"	3/8"	TD192-3/8R
17,5	3/8"	1/2"	TD192-1/2R
19	1/2"	5/8"	TD192-5/8R
20,6	9/16"	3/4"	TD192-3/4R
25,4	5/8"	1"	TD192-1R
31,7	3/4"	1 1/4"	TD192-1 1/4R
31,7	3/4"	1 1/2"	TD192-1 1/2R

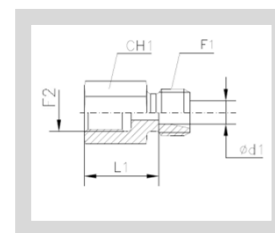
TD147-..R-BO

F-BSP-N x M-MET-24

VROUWELIJK UNION KOPPELING

UNION SIMPLE FEMELLE

FEMALE STUD COUPLING



Serie Série Series	Ød1	PN	L1	CH1	F1	F2		
L	6	315	19	14	M12x1,5	1/8"	TD147-6LR-BO	
	8		24	19	M14x1,5	1/4"	TD147-8LR-BO	
	8		25	24	M14x1,5	3/8"	TD147-8LR3/8-BO	
	8		29	27	M14x1,5	1/2"	TD147-8LR1/2-BO	
	10		25	19	M16x1,5	1/4"	TD147-10LR-BO	
	10		26	24	M16x1,5	3/8"	TD147-10LR3/8-BO	
	10		30	27	M16x1,5	1/2"	TD147-10LR1/2-BO	
	12		26	24	M18x1,5	3/8"	TD147-12LR-BO	
	12		30	27	M18x1,5	1/2"	TD147-12LR1/2-BO	
	15		31	27	M22x1,5	1/2"	TD147-15LR-BO	
	18		30,5	27	M26x1,5	1/2"	TD147-18LR-BO	
	22		160	35,5	36	M30x2	3/4"	TD147-22LR-BO
	28			38	41	M36x2	1"	TD147-28LR-BO
	35			41	55	M45x2	1.1/4"	TD147-35LR-BO
	42			42,5	60	M52x2	1.1/2"	TD147-42LR-BO
S	6	630		26	19	M14x1,5	1/4"	TD147-6SR-BO
	8		26	19	M16x1,5	1/4"	TD147-8SR-BO	
	10		26,5	24	M18x1,5	3/8"	TD147-10SR-BO	
	12		26,5	24	M20x1,5	3/8"	TD147-12SR-BO	
	14		32	30	M22x1,5	1/2"	TD147-14SR-BO	
	16	400	31,5	30	M24x1,5	1/2"	TD147-16SR-BO	
	20		34,5	36	M30x2	3/4"	TD147-20SR-BO	
	25		37,5	41	M36x2	1"	TD147-25SR-BO	
	30		42	55	M42x2	1.1/4"	TD147-30SR-BO	
	38		315	43,5	60	M52x2	1.1/2"	TD147-38SR-BO

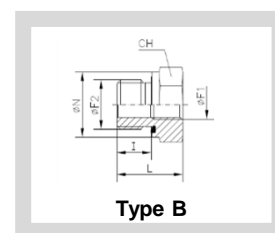
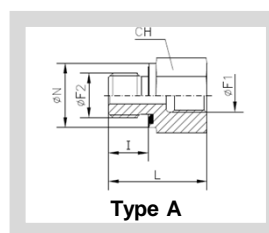
TD141GG-..R

M-BSP-E x F-BSP-N

ADAPTOR M/F MET DICTINGSRING

RÉDUCTION M/F AVEC JOINT

M/F STUD ADAPTOR WITH PACKING RING



Type Type Type	PN	L	I	CH	ØN	F2	F1			
A	630	22,5	12	22	22	3/8"	1/8"		TD141GG-3/8X1/8R	
		24	14	27	27	1/2"	1/8"		TD141GG-1/2X1/8R	
		24	14	27	27	1/2"	1/4"		TD141GG-1/2X1/4R	
	400	26	16	32	32	3/4"	1/4"		TD141GG-3/4X1/4R	
		26	16	32	32	3/4"	3/8"		TD141GG-3/4X3/8R	
		29	18	41	40	1"	1/4"		TD141GG-1X1/4R	
		29	18	41	40	1"	3/8"		TD141GG-1X3/8R	
		29	18	41	40	1"	1/2"		TD141GG-1X1/2R	
		32	20	50	50	1.1/4"	1/2"		TD141GG-1.1/4X1/2R	
		32	20	50	50	1.1/4"	3/4"		TD141GG-1.1/4X3/4R	
	315	36	22	55	55	1.1/2"	1/2"		TD141GG-1.1/2X1/2R	
		36	22	55	55	1.1/2"	3/4"		TD141GG-1.1/2X3/4R	
		36	22	55	55	1.1/2"	1"		TD141GG-1.1/2X1R	
	B	630	31	8	19	14	1/8"	1/4"		TD141GG-1/8X1/4R
			32	8	24	14	1/8"	3/8"		TD141GG-1/8X3/8R
29			12	19	19	1/4"	1/8"		TD141GG-1/4X1/8R	
36			12	24	19	1/4"	3/8"		TD141GG-1/4X3/8R	
40			12	30	19	1/4"	1/2"		TD141GG-1/4X1/2R	
43			12	36	19	1/4"	3/4"		TD141GG-1/4X3/4R	
36			12	22	22	3/8"	1/4"		TD141GG-3/8X1/4R	
41		12	30	22	3/8"	1/2"		TD141GG-3/8X1/2R		
400		44	12	36	22	3/8"	3/4"		TD141GG-3/8X3/4R	
630		37	14	27	27	1/2"	3/8"		TD141GG-1/2X3/8R	
400		46	14	36	27	1/2"	3/4"		TD141GG-1/2X3/4R	
		49	14	41	27	1/2"	1"		TD141GG-1/2X1R	
		53	14	55	27	1/2"	1.1/4"		TD141GG-1/2X1.1/4R	
		43	16	32	32	3/4"	1/2"		TD141GG-3/4X1/2R	
		51	16	41	32	3/4"	1"		TD141GG-3/4X1R	
		55	16	55	32	3/4"	1.1/4"		TD141GG-3/4X1.1/4R	
		315	57	16	60	32	3/4"	1.1/2"		TD141GG-3/4X1.1/2R
400		49	18	41	40	1"	3/4"		TD141GG-1X3/4R	
		57	18	55	40	1"	1.1/4"		TD141GG-1X1.1/4R	
		315	59	18	60	40	1"	1.1/2"	TD141GG-1X1.1/2R	
400		53	20	50	50	1.1/4"	1"		TD141GG-1.1/4X1R	
315		60	20	60	50	1.1/4"	1.1/2"		TD141GG-1.1/4X1.1/2R	
		58	22	55	55	1.1/2"	1.1/4"		TD141GG-1.1/2X1.1/4R	