

EH..MJ

M-JIC

MANNELIJK JIC – 74° CONE

JIC MÂLE – CONE 74°

JIC MALE – 74° CONE

Referentie Référence Reference					
	DN	MM	INCH	JIC 37°	BAR
EH1210MJ	20	19,0	3/4"	7/8" - 14	350
EH1212MJ	20	19,0	3/4"	1 1/16" - 12	350
EH1214MJ	20	19,0	3/4"	1 3/16" - 12	350
EH1216MJ	20	19,0	3/4"	1 5/16" - 12	280
EH1612MJ	25	25,4	1"	1 1/16" - 12	350
EH1616MJ	25	25,4	1"	1 5/16" - 12	280
EH1620MJ	25	25,4	1"	1 5/8" - 12	210
EH2016MJ	32	31,8	1 1/4"	1 5/16" - 12	280
EH2020MJ	32	31,8	1 1/4"	1 5/8" - 12	210
EH2024MJ	32	31,8	1 1/4"	1 7/8" - 12	185
EH2424MJ	38	38,1	1 1/2"	1 7/8" - 12	185
EH2432MJ	38	38,1	1 1/2"	2 1/2" - 12	175
EH3232MJ	50	50,8	2"	2 1/2" - 12	175



EH..NJ(Z)

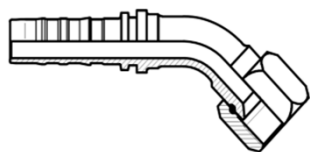
M-JIC

VROUWELIJK 74° CONE – EXTRA ZESKANT

ECROU TOURNANT CONE 74° - DOUBLE HEXAGON

JIC FEMALE 74° CONE – DOUBLE HEXAGON

Referentie Référence Reference					
	DN	MM	INCH	JIC 37°	BAR
EH1210NJ(Z)	20	19,0	3/4"	7/8" - 14	350
EH1212NJ(Z)	20	19,0	3/4"	1 1/16" - 12	350
EH1214NJ(Z)	20	19,0	3/4"	1 3/16" - 12	280
EH1216NJ(Z)	20	19,0	3/4"	1 5/16" - 12	280
EH1612NJ(Z)	25	25,4	1"	1 1/16" - 12	350
EH1616NJ(Z)	25	25,4	1"	1 5/16" - 12	280
EH1620NJ(Z)	25	25,4	1"	1 5/8" - 12	210
EH2016NJ(Z)	32	31,8	1 1/4"	1 5/16" - 12	280
EH2020NJ(Z)	32	31,8	1 1/4"	1 5/8" - 12	210
EH2024NJ(Z)	32	31,8	1 1/4"	1 7/8" - 12	185
EH2424NJ(Z)	38	38,1	1 1/2"	1 7/8" - 12	185
EH2432NJ(Z)	38	38,1	1 1/2"	2 1/2" - 12	175
EH3232NJ(Z)	50	50,8	2"	2 1/2" - 12	175

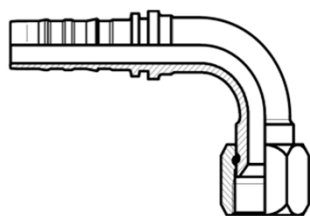


EH..NJ45

M-JIC

VROUWELIJK 45° JIC – 74° CONE
ECROU TOURNANT 45° JIC – CONE 74°
45° JIC FEMALE – 74° CONE

Referentie Référence Reference					
	DN	MM	INCH	JIC 37°	BAR
EH1210NJ45	20	19,0	3/4"	7/8" - 14	350
EH1212NJ45	20	19,0	3/4"	1 1/16" - 12	350
EH1214NJ45	20	19,0	3/4"	1 3/16" - 12	280
EH1216NJ45	20	19,0	3/4"	1 5/16" - 12	280
EH1612NJ45	25	25,4	1"	1 1/16" - 12	350
EH1616NJ45	25	25,4	1"	1 5/16" - 12	280
EH1620NJ45	25	25,4	1"	1 5/8" - 12	210
EH2016NJ45	32	31,8	1 1/4"	1 5/16" - 12	280
EH2020NJ45	32	31,8	1 1/4"	1 5/8" - 12	210
EH2024NJ45	32	31,8	1 1/4"	1 7/8" - 12	185
EH2424NJ45	38	38,1	1 1/2"	1 7/8" - 12	185
EH2432NJ45	38	38,1	1 1/2"	2 1/2" - 12	175
EH3232NJ45	50	50,8	2"	2 1/2" - 12	175

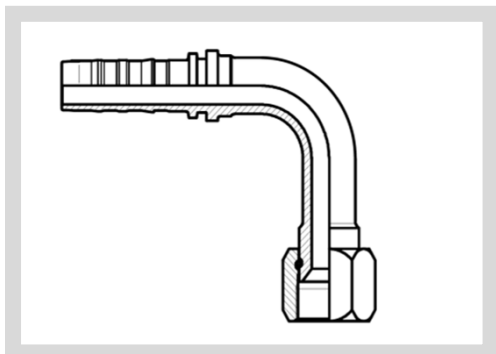


EH..NJ90

M-JIC

VROUWELIJK 90° JIC – 74° CONE
ECROU TOURNANT 90° JIC – CONE 74°
90° JIC FEMALE – 74° CONE

Referentie Référence Reference					
	DN	MM	INCH	JIC 37°	BAR
EH1210NJ90	20	19,0	3/4"	7/8" - 14	350
EH1212NJ90	20	19,0	3/4"	1 1/16" - 12	350
EH1214NJ90	20	19,0	3/4"	1 3/16" - 12	280
EH1216NJ90	20	19,0	3/4"	1 5/16" - 12	280
EH1612NJ90	25	25,4	1"	1 1/16" - 12	350
EH1616NJ90	25	25,4	1"	1 5/16" - 12	280
EH1620NJ90	25	25,4	1"	1 5/8" - 12	210
EH2016NJ90	32	31,8	1 1/4"	1 5/16" - 12	280
EH2020NJ90	32	31,8	1 1/4"	1 5/8" - 12	210
EH2024NJ90	32	31,8	1 1/4"	1 7/8" - 12	185
EH2424NJ90	38	38,1	1 1/2"	1 7/8" - 12	185
EH2432NJ90	38	38,1	1 1/2"	2 1/2" - 12	175
EH3232NJ90	50	50,8	2"	2 1/2" - 12	175

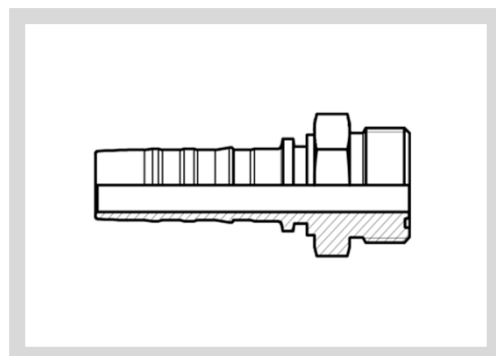


EH..NJ90L

M-JIC

VROUWELIJK JIC 90° LANG - 74° CONE
90° JIC ECROU TOURNANT LONGUE - CONE 74°
FEMALE JIC 90° LONG - 74° CONE

Referentie Référence Reference					
	DN	MM	INCH	JIC 37°	MAX.
EH1212NJ90L96	20	19,0	3/4"	1 1/16" - 12	350
EH1616NJ90L116	25	25,4	1"	1 5/16" - 12	280
EH1620NJ90L116	25	25,4	1"	1 5/8" - 12	210
EH2020NJ90L136	32	31,8	1 1/4"	1 5/8" - 12	210
EH2424NJ90L162	38	38,1	1 1/2"	1 7/8" - 12	185
EH3232NJ90L220	50	50,8	2"	2 1/2" - 12	175



EH..MORS

M-ORFS

MANNELIJK ORFS
ORFS MÂLE
ORFS MALE

Referentie Référence Reference					
	DN	MM	INCH	ORFS	MAX.
EH1212MORS	20	19,0	3/4"	1 3/16" - 14	420
EH1616MORS	25	25,4	1"	1 7/16" - 12	415
EH2020MORS	32	31,8	1 1/4"	1 11/16" - 12	345
EH2424MORS	38	38,1	1 1/2"	2" - 12	290